

WARNING POLE HEDGE TRIMMER ATTACHMENT

Any piece of equipment can be dangerous if not operated properly. **YOU** are responsible for the safe operation of this equipment. The operator must carefully read and follow any warnings, safety signs and instructions provided with or located on the equipment. Do not remove, defeat, deface or render inoperable any of the safety devices or warnings on this equipment. If any safety devices or warnings have been removed, defeated, defaced, or rendered inoperable, **DO NOT USE THIS EQUIPMENT!!!**

⚠ WARNING: This product can expose you to chemicals including naphthalene and chromium from petroleum products which are known to the State of California to cause cancer and birth defects or other reproductive harm. For more information go to www.P65warnings.ca.gov

- Never operate power equipment of any kind if you are tired or if you are under the influence of alcohol, drugs, medication, or any substance that could affect your ability or judgment. Be alert! If you get tired while operating this equipment, take a break. Tiredness may result in loss of control.
- Do not tape down or otherwise by-pass any safety devices! Always operate this equipment from the designated operators' position.
- Use extreme caution: The blades are very sharp! Keep your hands, feet, and all other body parts clear of the blades at all times.

SAFETY EQUIPMENT

Always wear eye and hearing protection. We recommend wearing a face shield as additional face and eye protection. Always wear a hard hat to reduce the risk of head injuries during the operation of this unit. Wear sturdy footwear with non-slip soles to provide good footing. Steel-toed boots are recommended. Never operate bare-footed! Wear non-slip heavy-duty work gloves to improve your grip on the hedge trimmer handle. Wear snug-fitting clothes they also permit freedom of movement. **NEVER** wear shorts!

IMPORTANT SAFETY RULES TO FOLLOW

THE HEDGE TRIMMER IS NOT INSULATED AGAINST ELECTRICAL SHOCK! Approaching or contacting electrical line with the pruner could cause death or serious injury. Keep the hedge trimmer at least 33 feet (10 meters) away from electrical lines or branches that contact or could contact electrical lines.

KEEP A PROPER FOOTING and do not overreach, always maintain your balance during operation. Do not begin cutting until you have a clear work area, secure footing.

Operate this unit from the ground only, never from a ladder or any other elevated surface or platform.
WARNING!

KEEP BYSTANDERS AT LEAST 50 FEET AWAY from the operating hedge trimmer to reduce the risk of being struck by falling objects, thrown debris or the hedge trimmer.

ALWAYS OPERATE WITH BOTH HANDS FIRMLY GRIPPING THE UNIT.

Keep a firm grip on the hedge trimmer with both hands whenever the engine is running. A firm grip will help reduce the effects of kickback and pinching as well as maintaining control of the unit.

Before you start the engine, make sure the blades are not contacting anything.

Note: Do not attempt any adjustments or repairs on this unit without first consulting A Tool Shed. And never with the engine running.

Never allow young children or any person unfamiliar with the hedge trimmer to operate it. Keep all parts of your body from the blades when the engine is running. When cutting branches that are under tension, be alert for spring back so that you will not be struck by moving branches. Keep the handles dry, clean, and free of oil or fuel mixtures. Never transport the articulated hedge trimmer or leave it unattended with the engine running. An engine that is running could be accidentally accelerated causing the blades to oscillate. Always make sure that the cutter attachment and all handles and guards are properly installed and firmly tightened before operation. Always stop the motor immediately and check for damage if you strike a foreign object or if the machine becomes tangled. Do not operate with broken or damaged equipment. If a cutter should bind in a cut, shut off the motor immediately. Push the branch or tree to ease the bind & free the cutter.

General Instructions

Do not allow persons under the age of 18 to operate the pole hedge trimmer. Individuals over 16 years old, however, may use the pole hedge trimmer for training purposes if under the constant supervision of an adult familiar with the operation of the pole hedge trimmer.

Always use the pole hedge trimmer with the utmost care and attention. Never attempt to modify the equipment.

Intended use

This pole hedge trimmer has been designed for the sole purpose of trimming hedges and bushes. Do not use the pole hedge trimmer for any other purposes.

Operation

In the event of an emergency, turn off the engine immediately.

If you feel any unusual condition (e.g. noise, vibration) during operation, switch off the motor. Do not use the pole hedge trimmer until the cause is recognized and solved.

The blades continue to move for a short period after releasing the throttle trigger or switch off the motor. Do not rush to contact the blades.

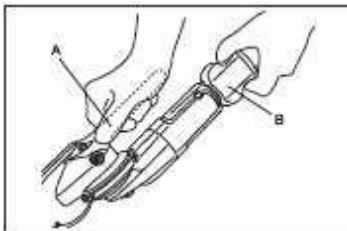
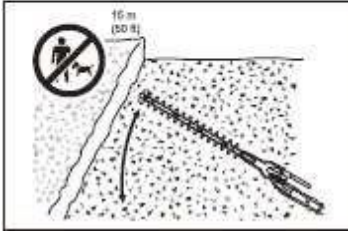
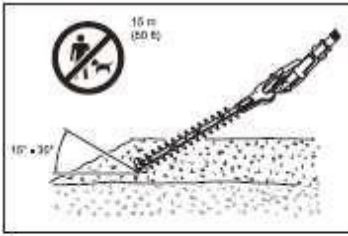
Keep your right hand under the shoulder height during operation. Otherwise, you may lose control and result in injury.

During operation, never hit the blades against hard obstacles such as stones and metals. Take particular care when cutting hedges next to or against wire fences.

When working close to the ground, make sure that no sand, grit, or stones get between the blades. If thick branches get jammed in the blades, immediately stop the motor, put the pole hedge trimmer down and then remove the obstruction. Check the blades for damage before using the equipment again.

Accelerating the motor with the blades blocked increases the load and may damage the motor and/or clutch. Do not touch the gear case. The gear case becomes hot during operation.

Take a rest to prevent loss of control caused by fatigue. We recommend taking a 10 to 20-minute rest every hour. Before cutting, pull the throttle lever fully to achieve the maximum speed. During operation, always hold the pole hedge trimmer with both hands.



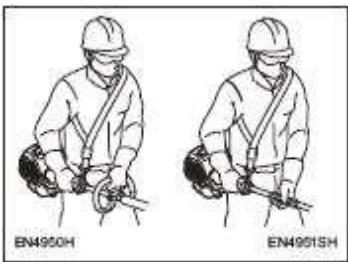
Only use the pole hedge trimmer in good light and visibility conditions. Beware of slippery and wet areas (ice and snow) during the cold season (danger of slipping), and always ensure secure footing.

Never use the pole hedge trimmer while standing on an unstable surface or a steep slope. Never use the pole hedge trimmer while standing on a ladder.

Never climb a tree to use the pole hedge trimmer from the tree.

To avoid stumbling or falling over objects, never walk backwards when working with the pole hedge trimmer.

To adjust the head, pinch the two levers (a) while holding the shaft (b) and move head to desired angle.



How to wear the shoulder strap

Wear the shoulder strap over the left shoulder.

Keep the pole hedge trimmer unit on the righthand side of the body.

Attach the strap to the hanger provided on the pole hedge trimmer and adjust the length of the strap to attain a comfortable working position.

Detachment

In an emergency, push the notches (1) at both sides, and you can detach the machine from you. Be extremely careful to maintain control of the machine at this time. Do not allow the machine to be deflected toward you or anyone in the work vicinity.

If the person receiving this handout will not be the user of the equipment, forward these instructions to the operator. **If there is any doubt as to the operation or safety of the equipment.**

DO NOT USE!!! CALL A TOOL SHED IMMEDIATELY!!! FAILURE TO FOLLOW THESE INSTRUCTIONS COULD RESULT IN INJURY OR DEATH